

Data for Priority Setting in Small Doses #5

Housing Services Data

SW Region Housing Services Resources

- Housing Opportunities for Persons with AIDS – HOPWA (federal government, Housing and Urban Development Department - HUD)
- Ryan White Program (federal government, Health Resources and Services Administration - HRSA)
- Continuum of Care funds (HUD)
- Others

Other Recent Housing Resources

- Recent federal government recovery programs centered on housing
- Several initiatives – to stem foreclosures, protect tenants, aid homeowners, help the homeless
- Not all these federal programs directly benefited our clients

Use of HOPWA Funding in SW Region

- Tenant-based Rental Assistance (TBRA)
- Short-term Rental, Mortgage and Utility Assistance (STRMU)
- Information and Referral
- Resource Identification

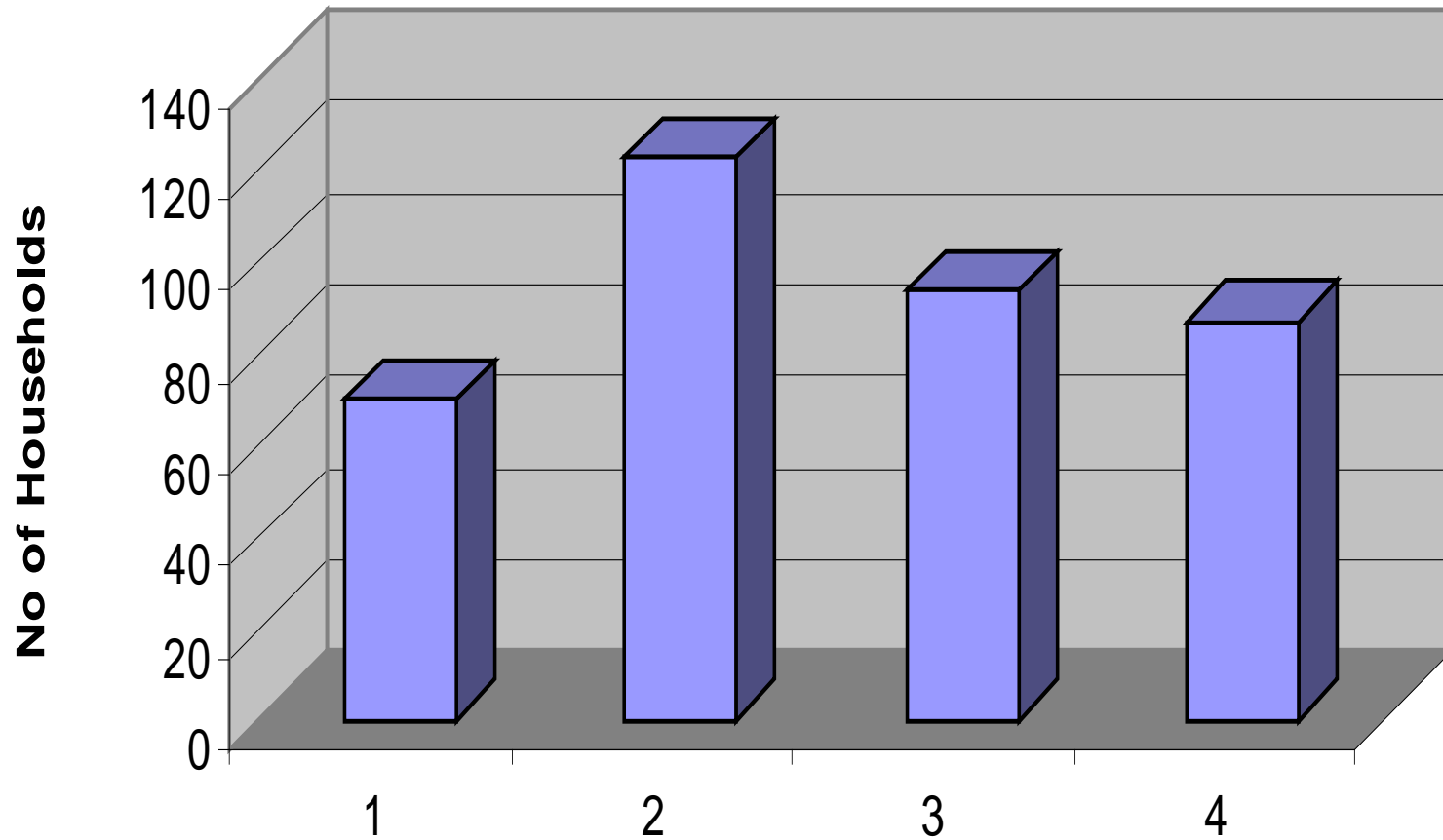
Resource Identification

- **Definition** - Activities intended to establish, coordinate and develop housing assistance resources, including research to determine feasibility of housing related initiatives
- Resource identification services are provided by the Coalition. Housing needs assessment has been completed in all 11 SW counties in the past 10 years. Repeat possible.
- Data presented for resource identification activities on the following slides are for 4 quarters from 7/1/2009 to 6/30/2010 (numbered from 1-4).

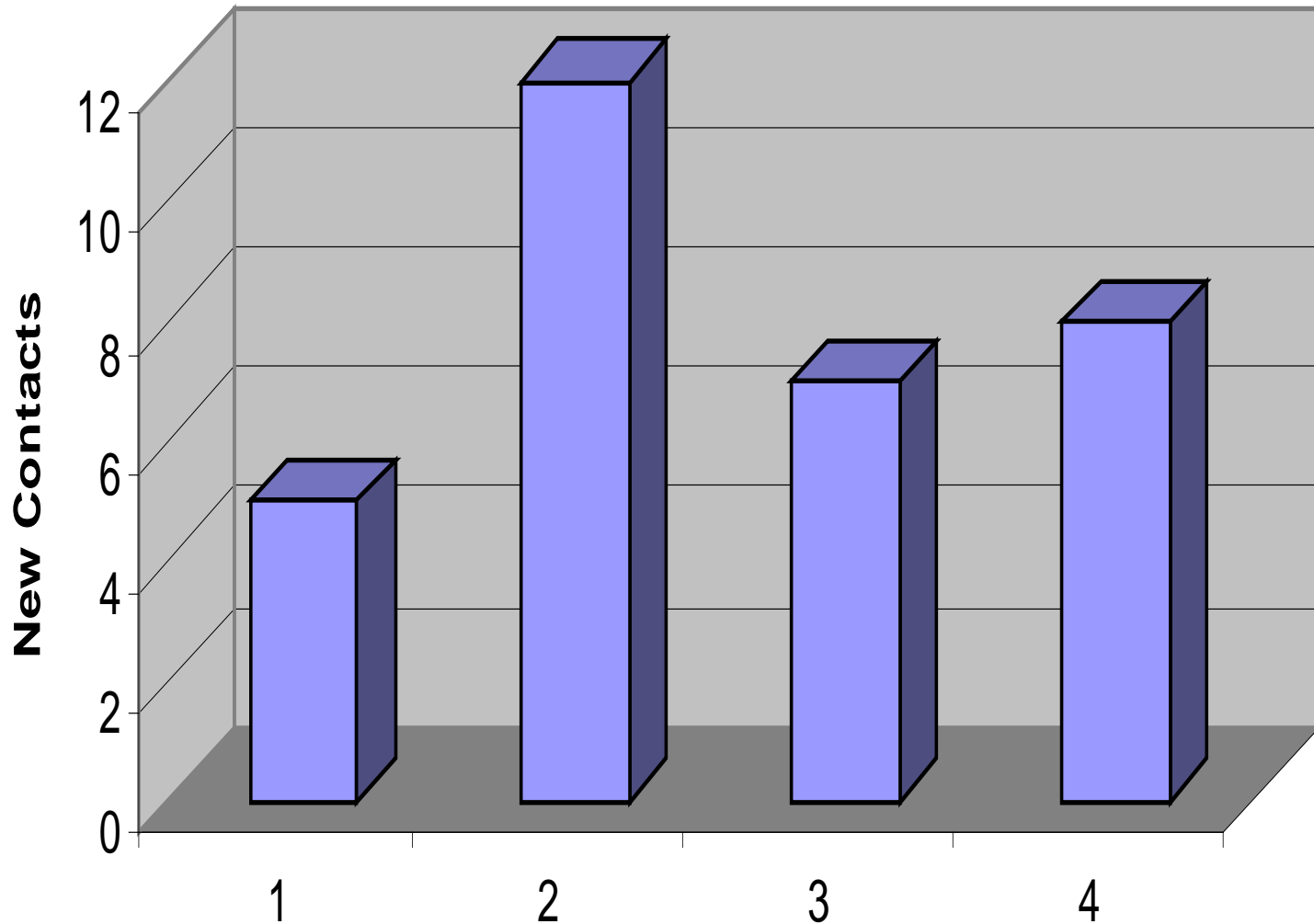
Resource Identification Data- City HOPWA

- City HOPWA funds provides services in the following 7 of the 11 SW counties
 - Allegheny
 - Armstrong
 - Beaver
 - Butler
 - Fayette
 - Washington
 - Westmoreland

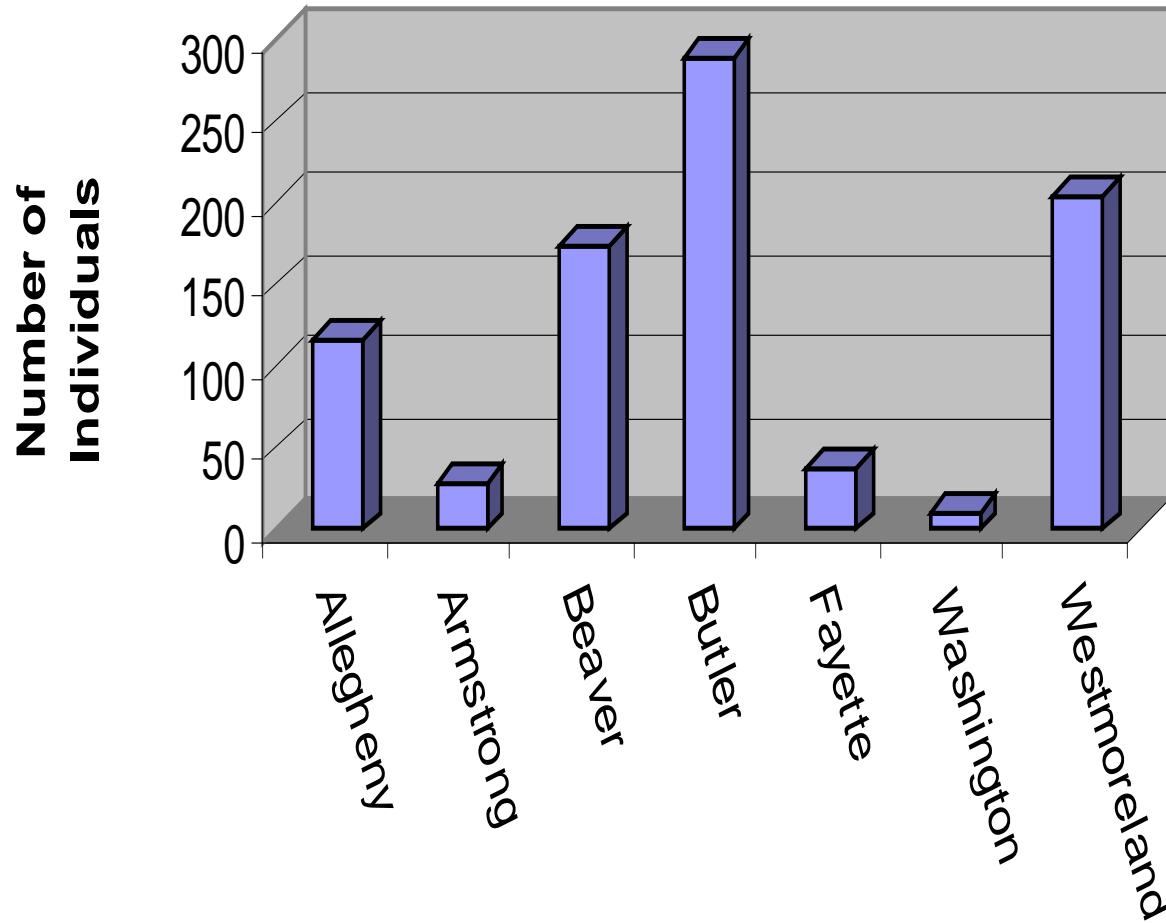
Resource Identification - City of Pittsburgh HOPWA



Resource Identification - City of Pittsburgh HOPWA



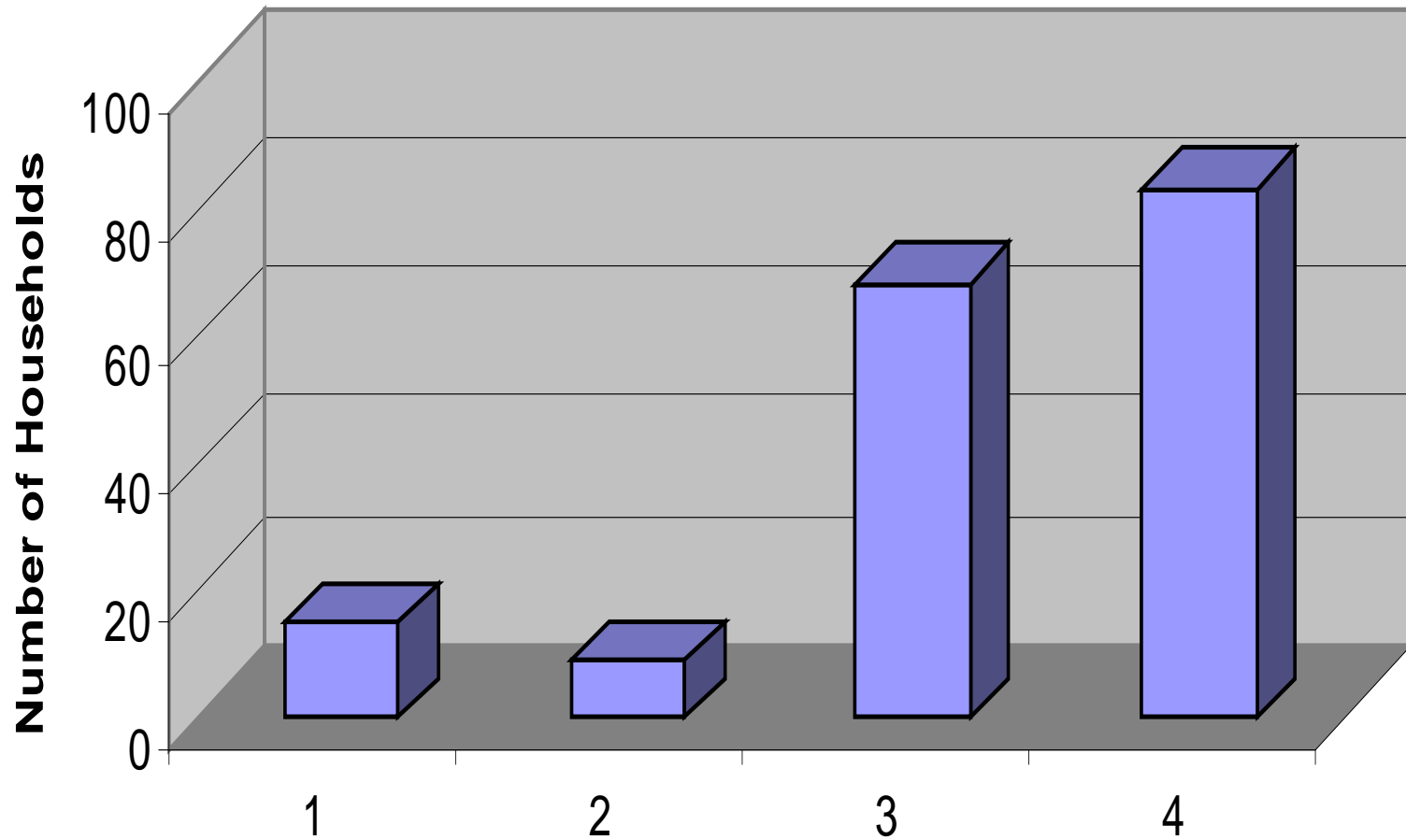
City HOPWA: Individuals Reached by County



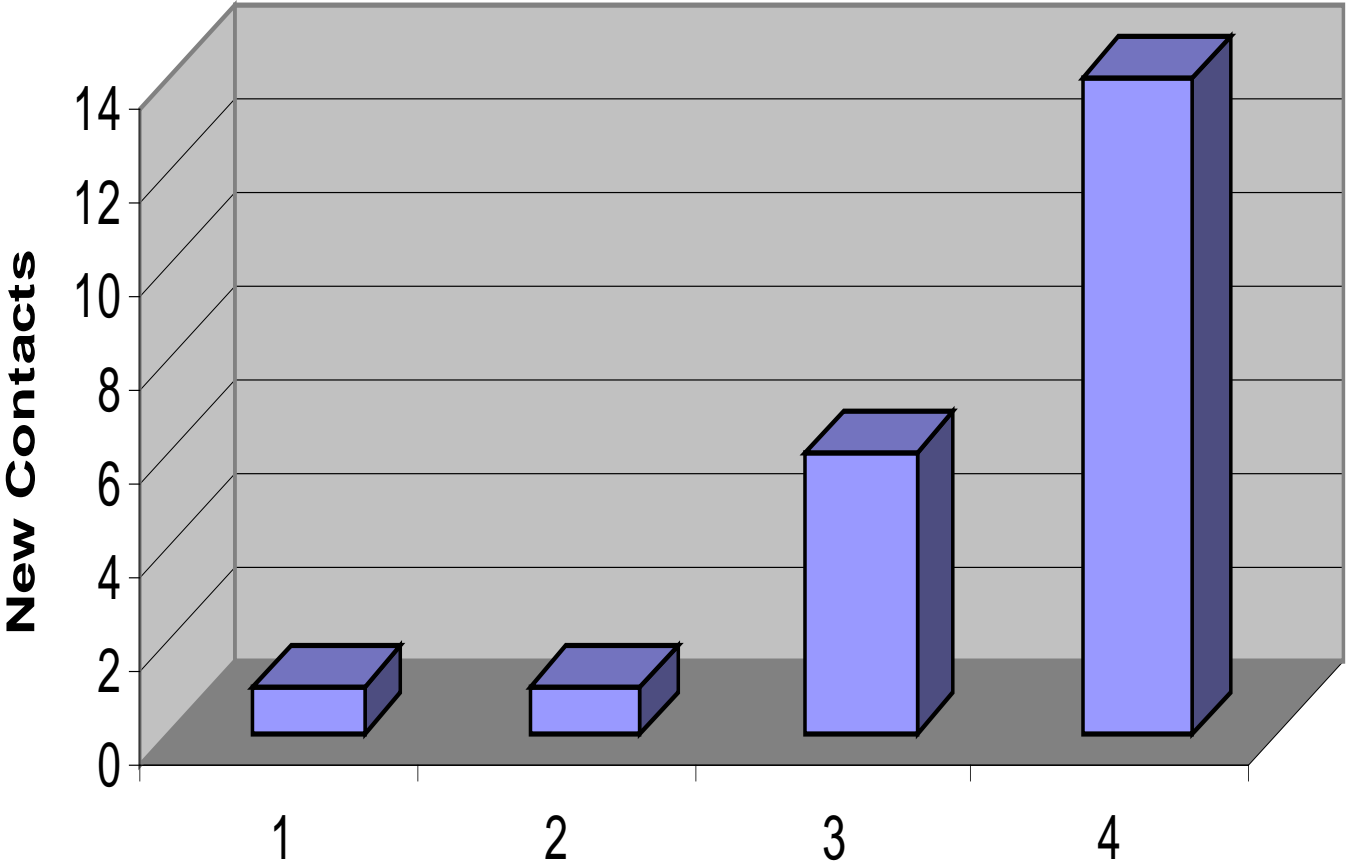
Resource Identification Data- State HOPWA

- State HOPWA funds provide services in 4 of the 11 SW counties:
 - Cambria
 - Greene
 - Indiana
 - Somerset
- Coalition does not provide resource identification services in Cambria county to avoid duplication

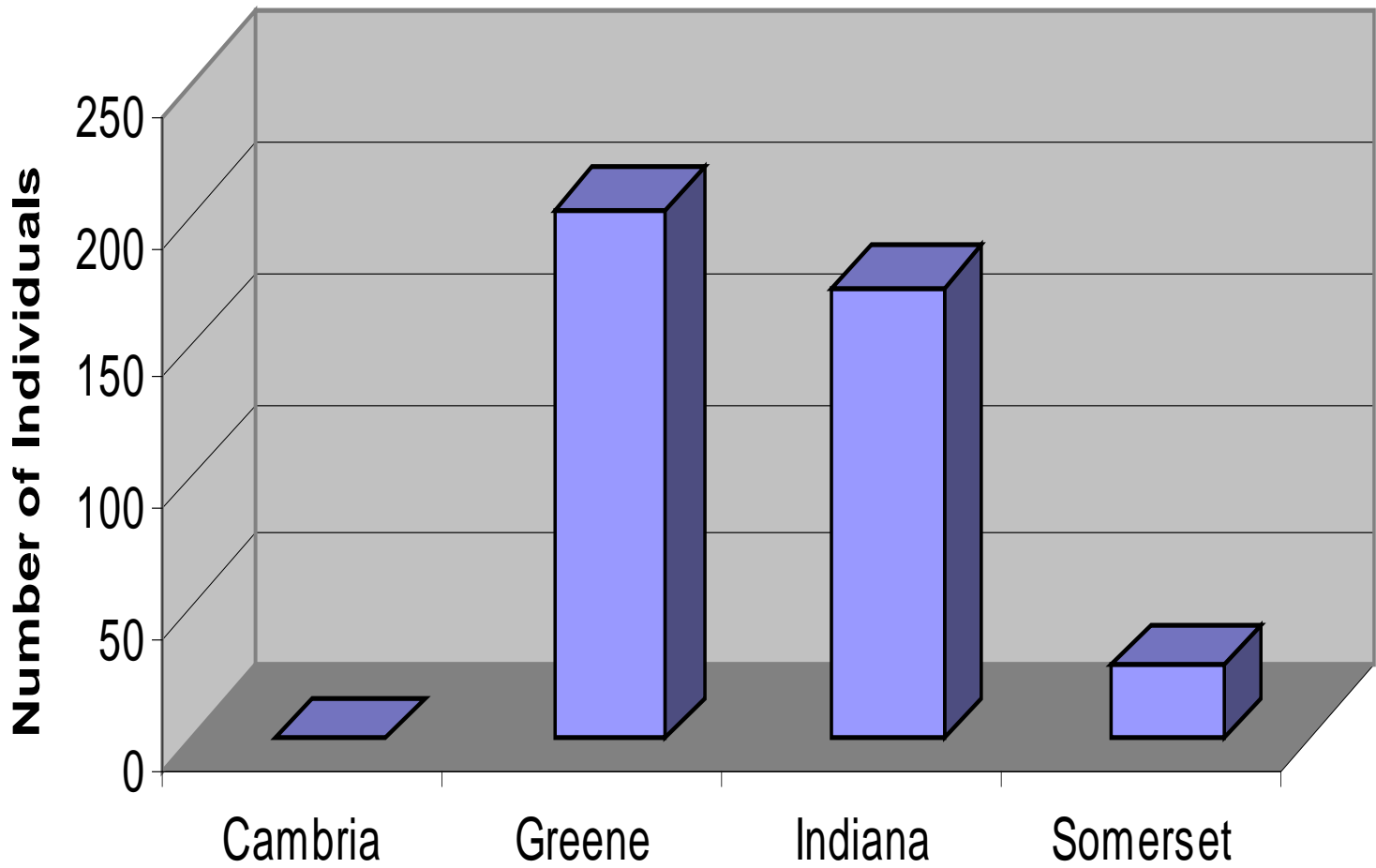
Resource Identification: State HOPWA



Resource Identification: State HOPWA



State HOPWA: Individuals Reached by County

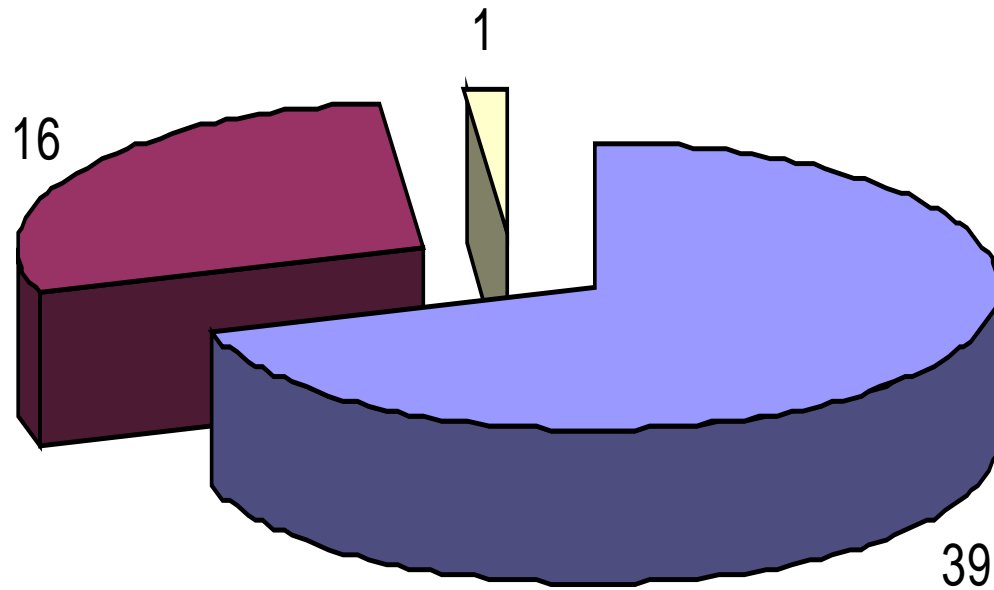


Use of Continuum of Care Funds

- The Pittsburgh AIDS Task Force is granted funds from another HUD program by Allegheny County for transitional housing services. In the past, support services could be provided but not any more.
- Next slides show the demographics of the persons served.
- It also shows the support services provided to clients in the transitional housing program, though no longer funded with the housing funds.
- The data is for the period 7/1/2009 to 6/30/2010.

Services to Housing Clients			
Service	Number of	Number of	Unit per
	Clients	Units	Client
Education/Risk Reduction	4	4	1
Emergency Funds	11	3800	345
Food Bank	49	286	5.8
Housing Assistance	40	534	13
Legal Services	11	276	25
Medical Case Management	55	4394	80
Non-Medical Case Management	51	2006	39
Transportation	49	9505	194
Treatment Education	10	17	1.7

Transitional Housing Clients by Race



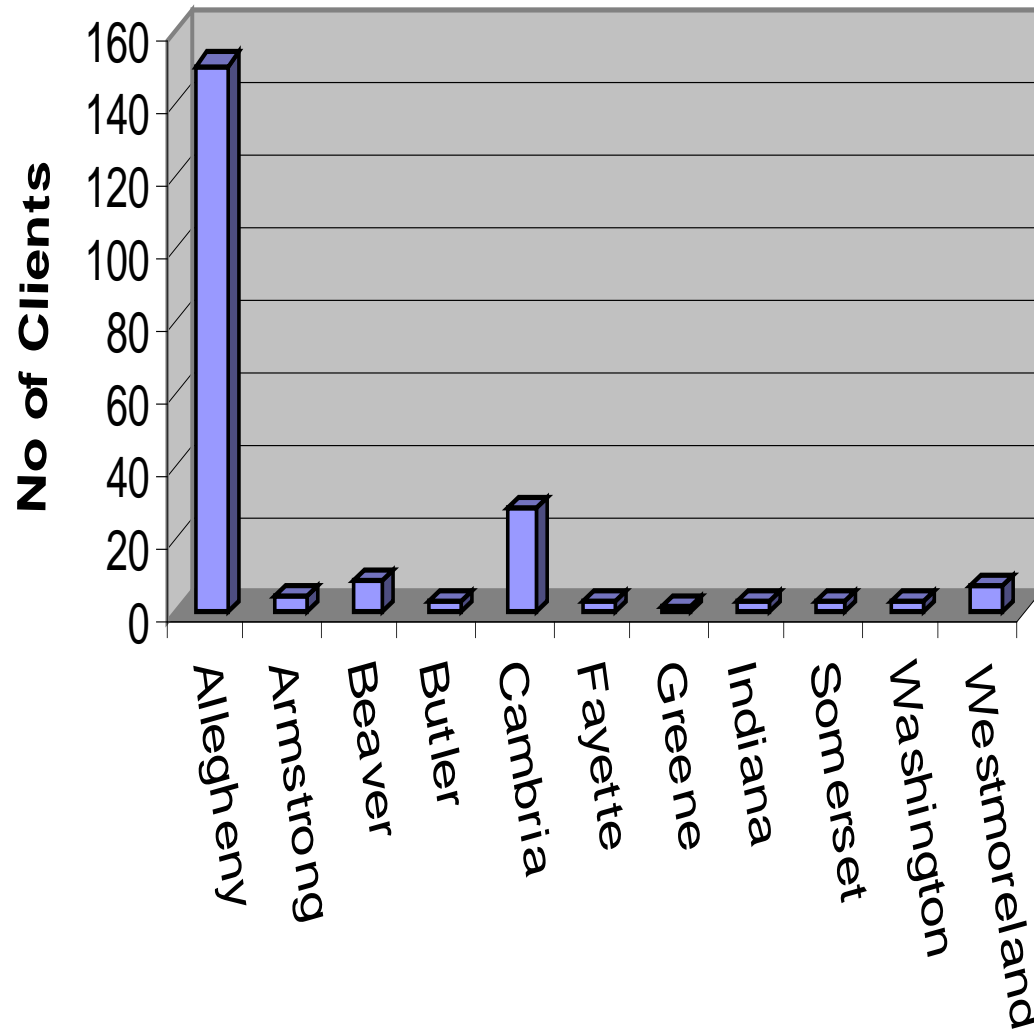
- AA/Black/Atlantic Islander
- White Caucasian
- Native American/Aleutian Native/Alaskan Eskimo

HUD-HOPWA Activities

- The following HUD-HOPWA services are provided by SeniorCare Management Assistance Funds:
 - Tenant-based Rental Assistance (TBRA)
 - Short-term Rental, Mortgage and Utility Assistance (STRMU)
 - Information and Referral

County	No of Clients Served
Allegheny	151
Armstrong	4
Beaver	8
Butler	2
Cambria	28
Fayette	2
Greene	1
Indiana	2
Somerset	2
Washington	2
Westmoreland	7
Other	319
Total	528

SCMAF HOPWA Services Provided in 2008



Summary

- A total of 374 households received resource identification services in the period April 1, 2009 to March 31, 2010.
- 32 new agency contacts were made in the reporting period
- Of the 7 counties under the City of Pittsburgh HOPWA area, the highest number of individuals was reached in Butler, followed by Westmoreland, Beaver, and Allegheny

Summary Continued

- A total number of 175 households received resource identification services under the State HOPWA funds in the period 7/1/2009 to 6/30/2010.
- 22 new agency contacts were made.
- Significant increases occurred in the number of households reached in the 3rd and 4th quarters.
- The highest number of individuals reached was in Greene County followed by Indiana County
- Cambria County is excluded to avoid duplication.

Summary Continued

- 56 clients received transitional housing services under the Continuum of Care funds granted to PATF.
- Though no longer funded through the housing funds, these clients received support services. Emergency funds had the highest unit of service per client at 345; followed by Transportation at 194. Treatment education had the lowest unit of service per client at 1.7.
- Blacks make up about two-thirds (64%) of clients receiving transitional housing services, and Whites 24%.

- SeniorCare Management Assistance Funds (SCMAF) provided 3 types of housing services under the HOPWA funds (TBRA, STRMU and housing information and referral). 528 clients received HOPWA services in 2008 through SCMAF.

THANK YOU

Prepared by

Doyin Desalu, MS, MPH, DrPH

SWPAPC Executive Director